



Change of indicators from the second last to the last value



Improvement



No changes




Deterioration

**Under 3 year olds in early childhood education and care services (%)**

2013

What is the percentage of children under 3 years who are looked after in day-care facilities?


6.85

2013  6.85**Legend** CATANIA**Literacy skill of students (Score)**

2014

What is the score the students of the second grade upper secondary school have obtained in literacy skills?

176.47


2014  176.47**Legend** CATANIA

2014

### Numerical skill of students (Score)

What is the score the students of the second grade upper secondary school have obtained in numerical skills?

171.44

2014  | 171.44

#### Legend


 CATANIA

2011

### Lower secondary completion rate (%)

What is the percentage of students who have obtained e certificate of lower secondary school completion on the total of the population?

51.90

2011  | 51.90

#### Legend


 CATANIA

2011

### Early childhood educational facilities (%)

What is the percentage of the population 0-16 who is registered at a day-care facility, baby-parking, pre-school, first grade or a regular course of study on the total of the population 0-16?

82.66

2011  | 82.66

#### Legend

 CATANIA