



Change of indicators from the second last to the last value



Improvement



No changes




Deterioration

ECOLABEL licences (%)

2017

What is the percentage of companies marked by an Ecolabel licence on the total of the companies?






31.67

2017  31.67**Legend** CATANIA**Urban green (m2)**

2019 2020

How many square meters per inhabitant are there of accessible green areas?

18.3 18.2

2020  18.22019  18.32018  17.42017  17.42016  17.3**Legend** CATANIA