



Change of indicators from the second last to the last value



Improvement



No changes



Deterioration

## Taxable income (€)

What is the average taxable income per inhabitant?

2019 2020




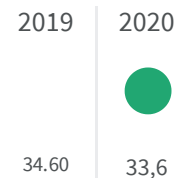
2020	22,398.88
2019	22,359.77
2018	19,935.39
2017	22,128.28
2016	22,168.05

### Legend

CASERTA

## Youth not in employment, education or training (NEET) (%)

What is the percentage of youth aged 15-29 who are not in employment, in education or training on the total of the youth aged 15-29?



### Legend


CASERTA

## Early school leavers from the educational and training system (%)

What is the percentage of people aged 18-24 that have only completed the secondary school and are not enrolled in a training program on the total of the people aged 18-24?

2011

9.41



### Legend

CASERTA