



Change of indicators from the second last to the last value



Improvement



No changes




Deterioration

### Water loss (%)

What is the percentage of water lost on the total amount of water put into the network?

2019 | 2020  
61.20 | 64.40




#### Legend

CASERTA

### Urban waste-water treatment (%)

What is the percentage of the population connected to urban waste-water treatments?

2015 | 2016  
93.00 | 93.14




#### Legend

CASERTA

## Urban waste-water sewerage (%)

What is the percentage of the population served by urban waste-water sewerage?



### Legend

CASERTA

