



CAMPOBASSO

Change of indicators from the second last to the last value



Improvement



No changes



Deterioration

Taxable income (€)

What is the average taxable income per inhabitant?

2019

2020




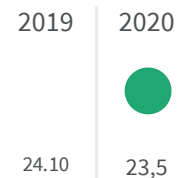
2020	19,737.17
2019	19,549.95
2018	19,597.74
2017	19,133.98
2016	19,221.81

Legend

 CAMPOBASSO

Youth not in employment, education or training (NEET) (%)

What is the percentage of youth aged 15-29 who are not in employment, in education or training on the total of the youth aged 15-29?




Legend

CAMPOBASSO

Early school leavers from the educational and training system (%)

What is the percentage of people aged 18-24 that have only completed the secondary school and are not enrolled in a training program on the total of the people aged 18-24?

2011



Legend

CAMPOBASSO