



CAMPOBASSO

Change of indicators from the second last to the last value



Improvement



No changes



Deterioration

Water loss (%)

What is the percentage of water lost on the total amount of water put into the network?


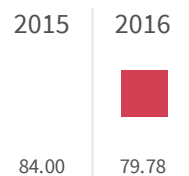


Legend

CAMPOBASSO

Urban waste-water treatment (%)

What is the percentage of the population connected to urban waste-water treatments?




Legend

CAMPOBASSO

Urban waste-water sewerage (%)

What is the percentage of the population served by urban waste-water sewerage?



Legend

CAMPOBASSO

