



Change of indicators from the second last to the last value



Improvement



No changes




Deterioration

**Under 3 year olds in early childhood education and care services (%)**

2013

What is the percentage of children under 3 years who are looked after in day-care facilities?


16.35

2013  16.35**Legend** CAMPOBASSO**Literacy skill of students (Score)**

2014

What is the score the students of the second grade upper secondary school have obtained in literacy skills?

145.87


2014  145.87**Legend** CAMPOBASSO

2014

### Numerical skill of students (Score)

What is the score the students of the second grade upper secondary school have obtained in numerical skills?

158.37

2014  158.37

#### Legend


 CAMPOBASSO

2011

### Lower secondary completion rate (%)

What is the percentage of students who have obtained e certificate of lower secondary school completion on the total of the population?

72.24

2011  72.24

#### Legend


 CAMPOBASSO

2011

### Early childhood educational facilities (%)

What is the percentage of the population 0-16 who is registered at a day-care facility, baby-parking, pre-school, first grade or a regular course of study on the total of the population 0-16?

87.21

2011  87.21

#### Legend

 CAMPOBASSO