



# CAMPOBASSO

Change of indicators from the second last to the last value



Improvement



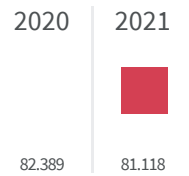
No changes



Deterioration

## Life expectancy at birth (Years)

How many years a new-born child can expect to live if subjected throughout his or her life to the current mortality conditions?



### Legend

CAMPOBASSO

## Life expectancy at 65 years (Years)

How many years a person aged 65 can expect to live if subjected throughout his or her life to the current mortality conditions?

2020 | 2021  
20.4 | 19.6




### Legend

CAMPOBASSO

## Deaths and injuries in road accidents (Number)

How many deaths or injuries in road accidents occurred per 1000 inhabitants?

2017 | 2019  
3.3 | 3.5



### Legend

CAMPOBASSO

## Deaths for suicide and intentional self-harm (Number)

2018 | 2019

What is the total number of deaths caused by suicide and intentional self-harm based on the territory of residence?

16 | 12



### Legend


CAMPOBASSO

## Infant mortality rate (Number)

2018 | 2019

What is the total number of deaths of children under one year of age, expressed per 1000 live births?

1.51 | 0.74



### Legend

CAMPOBASSO