



# CALTANISSETTA

Change of indicators from the second last to the last value



Improvement



No changes




Deterioration

## Water loss (%)

What is the percentage of water lost on the total amount of water put into the network?

2019 | 2020  
35.30 | 32.50




### Legend

CALTANISSETTA

## Urban waste-water treatment (%)

What is the percentage of the population connected to urban waste-water treatments?

2015 | 2016  
83.43 | 79.52


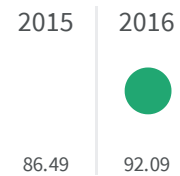


### Legend

CALTANISSETTA

## Urban waste-water sewerage (%)

What is the percentage of the population served by urban waste-water sewerage?



### Legend

■ CALTANISSETTA