



Change of indicators from the second last to the last value



Improvement



No changes



Deterioration

Water loss (%)

What is the percentage of water lost on the total amount of water put into the network?

2019 | 2020

26.60 | 31.00



Legend


BRINDISI

Urban waste-water treatment (%)

What is the percentage of the population connected to urban waste-water treatments?

2015 | 2016

96.80 | 96.52


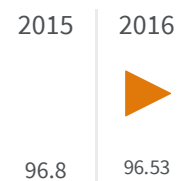


Legend

BRINDISI

Urban waste-water sewerage (%)

What is the percentage of the population served by urban waste-water sewerage?



Legend

BRINDISI