



Change of indicators from the second last to the last value



Improvement



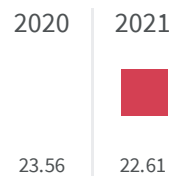
No changes



Deterioration

### Gender employment gap (%)

What is the difference between the percentage of working men and the percentage of working women?




#### Legend

■ BRESCIA

### Educational level of women (%)

What is the percentage of women graduates on the total of the graduates?



#### Legend

■ BRESCIA

2011


37.58

2017

### Women enrolled in the university (%)

What is the percentage of women enrolled in university on the total of the students?

51.66

2017  51.66

#### Legend

 BRESCIA