



Change of indicators from the second last to the last value



Improvement



No changes




Deterioration

### ECOLABEL licences (%)

2017

What is the percentage of companies marked by an Ecolabel licence on the total of the companies?

27.46

2017  27.46

#### Legend

 BRESCIA

### Urban green (m2)


2019


2020


How many square meters per inhabitant are there of accessible green areas?


25.8


25.7

2020  25.7

2019  25.8

2018  25.9

2017  24.6

2016  24.6

#### Legend

 BRESCIA