



Change of indicators from the second last to the last value



Improvement




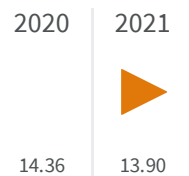
No changes



Deterioration

### Gender employment gap (%)

What is the difference between the percentage of working men and the percentage of working women?




**Legend**

■ BOLZANO

### Educational level of women (%)

What is the percentage of women graduates on the total of the graduates?

2011



39.67

**Legend**


■ BOLZANO

2017

### Women enrolled in the university (%)

What is the percentage of women enrolled in university on the total of the students?

54.49

2017  54.49

#### Legend

 BOLZANO