



Change of indicators from the second last to the last value



Improvement



No changes




Deterioration

### ECOLABEL licences (%)

2017

What is the percentage of companies marked by an Ecolabel licence on the total of the companies?

22.86

2017  22.86

#### Legend

 BOLOGNA

### Urban green (m2)


2019


2020


How many square meters per inhabitant are there of accessible green areas?


21.8


21.9

2020  21.9

2019  21.8

2018  21.9

2017  21.3

2016  21.2

#### Legend

 BOLOGNA