




Change of indicators from the second last to the last value


 Improvement


 No changes

 Deterioration

## CO2 emissions (Tonnes)

What is the amount of equivalent CO2 in tonnes emitted per inhabitant?

2017 | 2019  
  
 8.98 | 9.06




### Legend

 BOLOGNA

## Flood risk (%)

What is the percentage of the population exposed to flood risks on the total population?

2018 | 2020  
  
 43.1 | 43.1



### Legend

 BOLOGNA