



Change of indicators from the second last to the last value



Improvement



No changes



Deterioration

### Separate waste collection (%)

What is the percentage of the separately waste collected on the total amount of urban waste produced?



2019	2020
75.1	72

**Legend**

BIELLA

## Urban waste production (Kg)

How many kg of urban waste are produced every year per inhabitant?




### Legend

BIELLA

## Residential waste collection (%)

What is the percentage of the population served by the residential waste collection on the total of the population?



### Legend


BIELLA

## Ecological areas / Recycling points (m2)

How many square meters per 100.000 inhabitants are designed for ecological islands?

2015

44.57



### Legend


BIELLA

2017

### ECOLABEL licences (%)

What is the percentage of companies marked by an Ecolabel licence on the total of the companies?

32.58

2017  32.58

#### Legend

 BIELLA