



Change of indicators from the second last to the last value



Improvement



No changes




Deterioration

### ECOLABEL licences (%)

2017

What is the percentage of companies marked by an Ecolabel licence on the total of the companies?

28.27

2017  28.27

#### Legend

 BENEVENTO

### Urban green (m2)


2019


2020


How many square meters per inhabitant are there of accessible green areas?


21.8


22.2

2020  22.2

2019  21.8

2018  21.7

2017  21.5

2016  21.4

#### Legend

 BENEVENTO