



BENEVENTO

Change of indicators from the second last to the last value



Improvement



No changes



Deterioration

Separate waste collection (%)

What is the percentage of the separately waste collected on the total amount of urban waste produced?

2019	2020
62.1	65.7

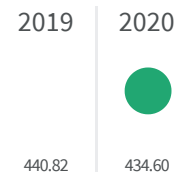


Legend

■ BENEVENTO

Urban waste production (Kg)

How many kg of urban waste are produced every year per inhabitant?




Legend

BENEVENTO

Residential waste collection (%)

What is the percentage of the population served by the residential waste collection on the total of the population?




Legend

BENEVENTO

Ecological areas / Recycling points (m2)

How many square meters per 100.000 inhabitants are designed for ecological islands?

2015



116.09

Legend

BENEVENTO