



Change of indicators from the second last to the last value



Improvement



No changes




Deterioration

Water loss (%)

What is the percentage of water lost on the total amount of water put into the network?

2019 | 2020
25.50 | 68.10




Legend

■ BELLUNO

Urban waste-water treatment (%)

What is the percentage of the population connected to urban waste-water treatments?

2015 | 2016
94.78 | 85.91




Legend

■ BELLUNO

Urban waste-water sewerage (%)

What is the percentage of the population served by urban waste-water sewerage?



Legend

■ BELLUNO

