



Change of indicators from the second last to the last value



Improvement



No changes




Deterioration

### Gender employment gap (%)

What is the difference between the percentage of working men and the percentage of working women?

2020 | 2021  
15.74 | 11.92




**Legend**

■ ASTI

### Educational level of women (%)

What is the percentage of women graduates on the total of the graduates?

2011



26.51

**Legend**


■ ASTI

2017

## Women enrolled in the university (%)

What is the percentage of women enrolled in university on the total of the students?

55.30

2017  55.30

### Legend

 ASTI