



Change of indicators from the second last to the last value



Improvement



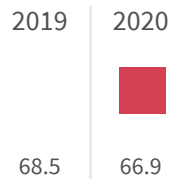
No changes



Deterioration

Separate waste collection (%)

What is the percentage of the separately waste collected on the total amount of urban waste produced?



Legend

ASTI

Urban waste production (Kg)

How many kg of urban waste are produced every year per inhabitant?




Legend

■ ASTI

Residential waste collection (%)

What is the percentage of the population served by the residential waste collection on the total of the population?



Legend


■ ASTI

Ecological areas / Recycling points (m2)

How many square meters per 100.000 inhabitants are designed for ecological islands?

2015

130.83



Legend

■ ASTI