



Change of indicators from the second last to the last value



Improvement



No changes




Deterioration

Water loss (%)

What is the percentage of water lost on the total amount of water put into the network?

2019 2020

42.20 41.30



Legend


AOSTA

Urban waste-water treatment (%)

What is the percentage of the population connected to urban waste-water treatments?

2015 2016

99.90 100.00




Legend

AOSTA

Urban waste-water sewerage (%)

What is the percentage of the population served by urban waste-water sewerage?



Legend

AOSTA