



# ALESSANDRIA

Change of indicators from the second last to the last value



Improvement



No changes




Deterioration

## Water loss (%)

What is the percentage of water lost on the total amount of water put into the network?

2019 | 2020  
28.10 | 35.80




### Legend

ALESSANDRIA

## Urban waste-water treatment (%)

What is the percentage of the population connected to urban waste-water treatments?

2015 | 2016  
76.03 | 76.04




### Legend

ALESSANDRIA

## Urban waste-water sewerage (%)

What is the percentage of the population served by urban waste-water sewerage?



### Legend

■ ALESSANDRIA

