



Change of indicators from the second last to the last value



Improvement



No changes




Deterioration

Under 3 year olds in early childhood education and care services (%)

2013

What is the percentage of children under 3 years who are looked after in day-care facilities?


11.52

2013  11.52**Legend** ALESSANDRIA**Literacy skill of students (Score)**

2014

What is the score the students of the second grade upper secondary school have obtained in literacy skills?

179.75


2014  179.75**Legend** ALESSANDRIA

2014

Numerical skill of students (Score)

What is the score the students of the second grade upper secondary school have obtained in numerical skills?

192.30

2014  192.30

Legend


 ALESSANDRIA

2011

Lower secondary completion rate (%)

What is the percentage of students who have obtained e certificate of lower secondary school completion on the total of the population?

61.05

2011  61.05

Legend


 ALESSANDRIA

2011

Early childhood educational facilities (%)

What is the percentage of the population 0-16 who is registered at a day-care facility, baby-parking, pre-school, first grade or a regular course of study on the total of the population 0-16?

85.46

2011  85.46

Legend

 ALESSANDRIA